

One 2 One™ FM Tour Guide System • Model TGS 100



One 2 One™ FM Tour Guide System • Model TGS 100

Description:

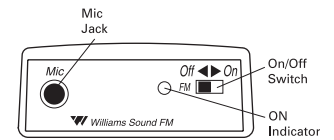
The TGS 100 FM Tour Guide System helps tour group members with hearing difficulties overcome background noise and distance from the guide. Use it in factories, museums, power plants—anywhere hearing assistance is needed. System includes one T1-216 transmitter with MIC 086 microphone, six R1-216 receivers with HED 021 headphones, belt clip cases, batteries and system carry case. System operates on 216 MHz bandwidth.

Applications:


• Group Tours • Destination Marketing Organizations • Cruise Ships • Tourism Offices
University Tours • Large-Scale Guide

PPA T1-216 Transmitter:

Dimensions:	3-5/8" L x 2-3/8" W x 7/8" H (92.1 mm x 60.3 mm x 22.2 mm)
Weight:	4.4 oz (125 g) with batteries
Color:	Neptune blue, shatter-resistant polypropylene
Battery Type:	Two (2) AA 1.5 V non-rechargeable Alkaline batteries (BAT 001), 120 mA nominal current drain, 8 hours approx. life (OR) Two (2) AA 1.5 V NiMH rechargeable batteries (BAT 026), 120 mA nominal current drain, 6 hours per charge approx., recharges in 14–16 hours, uses CHG 1600 Multiple Battery Charger
Operating Frequencies:	216.325 MHz, standard (216.425, 216.625, 216.725 MHz optional)
Stability:	± .005%, crystal reference, PLL
Modulation:	Narrow-band FM, 10 kHz P-P, 100 μS pre-emphasis
RF Output:	1.5 mW typical
Freq Response:	100 Hz to 10 kHz P-P, ± 3 dB at 1% max. THD
Signal-to-Noise Ratio:	55 - 60 dB, with R1-216 Receiver
Compressor:	Compressor uses adjustable slope and noise gate
Transmit Antenna:	Integral with 39" microphone cord
Microphone:	Noise-cancelling, Headset type, 39 in cord, 3.5 mm mono phone plug (MIC 086)
Controls & Indicators:	On/Off switch, slide-type; "On" Indicator LED
Mic Connector:	3.5 mm mono phone jack
Charging Contacts:	Designed for use with CHG 1600 & CHG 200 Multiple Battery Chargers
Approvals:	WEEE
Warranty:	5 years*



T1-216 Top



T1-216 Front

*90 days on accessories.

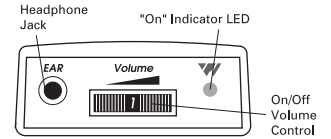
NOTE: SPECIFICATIONS SUBJECT TO CHANGE WITHOUT NOTICE!

One 2 One™ FM Tour Guide System • Model TGS 100




PPA R1-216 Receiver:

Dimensions:	3-5/8" L x 2-3/8" W x 7/8" H (92.1 mm x 60.3 mm x 22.2 mm)
Weight:	4.6 oz (130 g) with batteries
Color:	Neptune blue, shatter-resistant polypropylene
Battery Type:	Two (2) AA 1.5 V non-rechargeable Alkaline batteries (BAT 001), 50 mA nom. current drain, 20 hours approx. life (OR) Two (2) AA 1.5 V NiMH rechargeable batteries (BAT 026), 50 mA nominal current drain, 14 hours per charge approx., recharges in 14–16 hours, uses CHG 1600 Multiple Battery Charger
Operating Frequencies:	216.325 MHz, standard (216.425, 216.625, 216.725 MHz optional)
Stability:	± .005%, crystal reference, PLL
FM Deviation:	Narrow-band FM, 10 kHz P-P, 100 µS de-emphasis
AFC Range:	± 120 kHz
Sensitivity:	.5 µV at 12 dB Sinad with squelch defeated, squelches at 8 µV for min. 50 dB S/N ratio
Freq Response:	200 Hz to 10 kHz P-P, +2, -4 dB
Signal-to-Noise Ratio:	60 dB at 10 µV
Receive Antenna:	Integral with earphone cord
Audio Output:	35 mW, max. at 16 Ω; for use with 8–32 Ω mono headphones
Output Connector:	3.5 mm mono phone jack
Squelch:	Set to turn off audio under weak or no signal condition
Controls:	Volume: thumbwheel/on/off/volume
Indicators:	"On" LED
Warranty:	5 years*
Approvals:	WEEE
Note:	Specifications are electrical performance



R1-216 Top



R1-216 Front

*90 days on accessories.

NOTE: SPECIFICATIONS SUBJECT TO CHANGE WITHOUT NOTICE!

One 2 One™ FM Tour Guide System • Model TGS 100



Bid Specs:

T1-216 Transmitter

The PPA T1-216 is a narrowband body pack transmitter and shall operate on the 216 MHz frequency bandwidth. Frequency synthesized, crystal referenced, PLL. It shall be powered by two AA non-rechargeable alkaline batteries providing 8 hours operation and 6 hours per charge with two NiMH rechargeable batteries. It shall be housed in a Neptune-blue shatter-resistant polypropylene case with a hinged battery door that does not detach from the transmitter. It shall provide narrowband modulation at 10 kHz P-P with 100 μ S pre-emphasis and 1.5 mW RF output power. It shall have a 3.5 mm mono microphone jack and a slide type ON/OFF switch. It shall have drop-in charging points on the bottom of the unit. The transmitting antenna shall be integral with 40-inch microphone cord. The transmitter shall have WEEE approval and be covered by a 5-year parts and labor warranty (90-day for microphones and accessories). This transmitter shall be the Williams Sound Corp. model PPA T1-216.

R1-216 Receiver

The PPA R1-216 receiver shall be housed in an impact resistant plastic case with a hinged battery door that does not separate from the receiver. The receivers shall be a body-pack type and include a belt-clip case for hands-free operation. The receiver shall have a 3.5 mm mono phone jack and accommodate low-impedance mono earphones, headphones and neckloop telecoil couplers. It shall have drop-in charging points on the bottom of the unit. Receiver frequencies shall be pre-tuned and adjustable by means of an internal tuning coil. A four-channel receiver model shall be available for use with the system. The receivers shall receive FM signals in the 216 MHz bandwidth with 100 μ S de-emphasis. The receivers shall provide a maximum output of 35 mW at 16 Ohms with an earbud-type earphone. The system electrical frequency response shall be 200 Hz to 10 kHz P-P, +2, -4 dB and the signal-to-noise ratio shall be 60 dB at 10 μ V. The receiver shall have WEEE approval and be covered by a five year parts and labor warranty, excluding earphones, headphones, batteries and chargers. The receiver model shall be the Williams Sound Corp. model PPA R1-216.

*90 days on accessories.

NOTE: SPECIFICATIONS SUBJECT TO CHANGE WITHOUT NOTICE!

One 2 One™ FM Tour Guide System • Model TGS 100



Contact:

United States

Williams Sound Corp.
10321 W. 70th Street
Eden Prairie, MN 55344-3446
Ph: 800-328-6190 or 952-943-2252
Fax: 952-943-2174
Email: info@williamssound.com
Web: www.williamssound.com

Canada

Thorvin Electronics
2861 Sherwood Heights Dr. Units 36-37
Oakville, ON L6J-7K1 Canada
Ph: 800-323-6634 or 905-829-3040
Fax: 905-829-4196
Web: www.thorvinelectronics.com

United Kingdom

Sound Associates
Keeble House, 81 Island Farm Road
West Molesey, Surrey KT 25A
United Kingdom
Ph: (44) 020 8939 5900
Fax: (44) 020 8939 5901
Email: jmurdoch@soundassociates.co.uk
Web: www.soundassociates.com

Asia, Australia, Latin America, Middle East, South Africa

International Sales Department
Williams Sound Corp.
10321 W. 70th Street
Eden Prairie, MN 55344 USA
Phone: +1 952 224 7791 or +1 651 493 2578
Fax: +1 952 943 2174
Email: info@williamssound.com
Web: www.williamssound.com

NOTE: SPECIFICATIONS SUBJECT TO CHANGE WITHOUT NOTICE!